

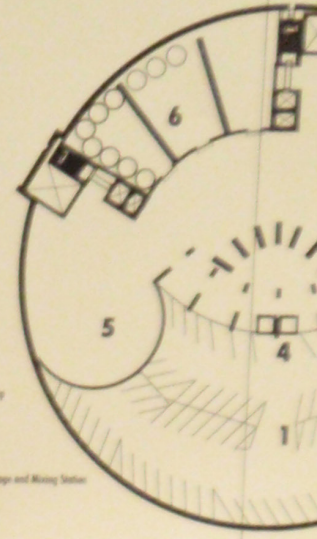
- 1 Public Parking
- 2 Parking Entrance Ramp
- 3 Grocery Store
- 4 Residential Element
- 5 Industrial Area




- 1 Public Parking
- 2 Parking Entrance Ramp
- 3 Grocery Store
- 4 Residential Element
- 5 Industrial Area
- 6 Other




# Garage Level 1



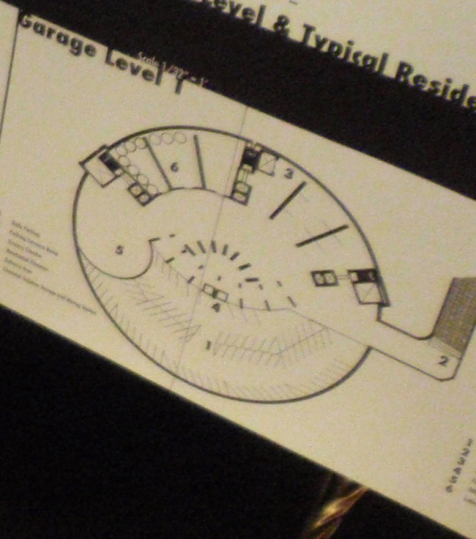
- 1 Daily Parking
- 2 Parking Entrance Ramp
- 3 Service Elevator
- 4 Residential Elevator
- 5 Delivery Area
- 6 Chemical Solvent Storage and Mixing Station









ion Facing West  
Farm Meeting Level & Typical Residence




  
Jeffrey S. Smith  
Arch 111 Design Process  
Spring 2012  
Prof. David A. Jaeger













**Ground Level**

The building is designed to be a vertical farm, growing food in a controlled environment. The ground level is a modern office and lounge area, with a curved ceiling and circular tables. The building is designed to be a vertical farm, growing food in a controlled environment.

