

For Silage

For Grain

# EARLY MATURING

# CORN

• by William Wiidakas

• more dependable

Corn grown for grain must be early enough to mature in a normal growing season, yield satisfactorily, resist lodging and have ears high enough on the plant to permit efficient harvesting with a mechanical picker.

Relatively early maturing hybrids have, on the average, produced as high a yield as later maturing kinds. Early maturing hybrids also permit harvesting the crop early, so the land can be prepared for next year's use.

Corn used for silage should produce well glazed or dented ears, since the ears make up a high proportion of the feed value in silage. Since corn is cut for silage while it is still green, the lodging tendency of some hybrids or varieties is not as objectionable as it is when corn is to be harvested for grain.

As an application of fertilizer nearly always helps to produce good vegetative growth, fertilizer use, together with thicker planting, usually assures a higher yield of corn silage. Since full maturity is not essential for silage production, slightly later maturing hybrids may be used for this purpose.

For the studies reported here the corn was considered to be physiologically mature when the kernels were well dented and hardened. At this stage (glazing) corn ears contain about 45 percent moisture.

The corn maturity zone map of North Dakota, (Fig. 1) shows where the corn hybrid varieties of a given maturity rating (in days) have matured satisfactorily in the average growing season.

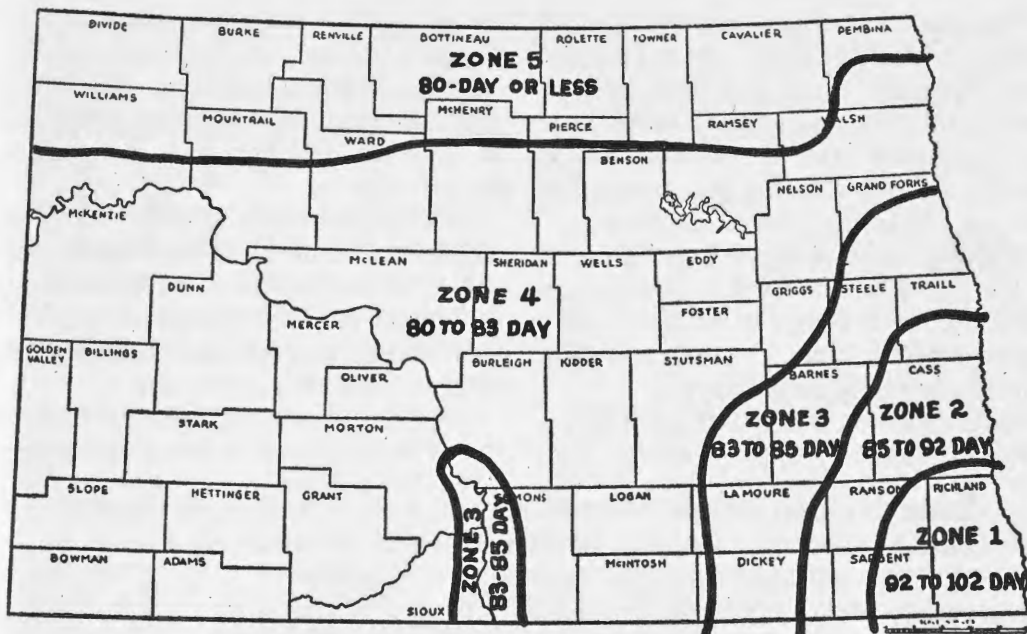
Climatic factors contributing to rapid development and early maturity are warm temperatures (expressed in degree days), adequate moisture, soil fertility and the length of the frost free period.

The cumulative degree-days of heat received (degrees of mean temperature for each 24-hour period minus 50° F.) from May 20 to Sept. 15, the occurrence of the first fall frost and the stage of corn maturity in the last 10-year cycle at Fargo.

|  | Years |       |              |              |       |       |       |       |       |       |
|--|-------|-------|--------------|--------------|-------|-------|-------|-------|-------|-------|
|  | 1948  | 1949  | 1950         | 1951         | 1952  | 1953  | 1954  | 1955  | 1956  | 1957  |
| Degree days (cum)                                  | 2,059 | 2,059 | 1,840        | 1,657        | 2,053 | 2,060 | 1,963 | 2,272 | 1,944 | 2,032 |
| First fall frost<br>September <sup>1</sup> / ..... | 17    | 24    | 23           | 23           | 19    | 21    | 21    | 10    | 6     | 16    |
| Maturity of corn                                   | good  | good  | fair<br>poor | very<br>poor | good  | good  | poor  | good  | good  | fair  |

<sup>1</sup>/Corn leaves were frozen.

William Wiidakas is Associate Agronomist.



**FIG. 1. - CORN MATURITY ZONES OF NORTH DAKOTA**

The following hybrids are suggested for grain or silage production in the different maturity zones of North Dakota.

- |               | <b>For Silage</b>  |
|---------------|--|
| <b>Zone 1</b> | Hybrids in maturity similar to 95 to 100 day R.M.<br>Sokota 250, 270<br>Minhybrid 608, 607<br>Wis. 355, 341, 464 |
| <b>Zone 2</b> | 90 to 100 day R.M.<br>Wis. 341, 355, 313<br>Minhybrid 608<br>Sokota 250<br>Nodakhybrid 502, 403                  |
| <b>Zone 3</b> | 85 to 90 day R.M.<br>Nodakhybrids 301, 306, 307, 305, 403<br>Sokota 220, Wis. 279<br>Rainbow (Mandan)            |
| <b>Zone 4</b> | 83 to 85 day R.M.<br>Nodakhybrids 307, 301, 306, 305, 208<br>Wis. 279, Rainbow (Mandan)                          |
| <b>Zone 5</b> | 80 to 83 day R.M.<br>Nodakhybrids 208, 301, 305, 306, 307<br>Morden 77, AES 101<br>Rainbow (Mandan)<br>Falconer  |

- |  | <b>For Grain</b>   |
|--|--|
|  | Hybrids in maturity similar to 90 to 95 day R.M.<br>Sokota 220, Nodak 502, 307<br>Wis. 341, 355, 313<br>Sokota 250 |
|  | 84 to 90 day R.M.<br>Nodakhybrid 307, 502, 301, 306, 307<br>Sokota 220, Wis. 279                                   |
|  | 83 to 85 day R.M.<br>Nodakhybrids 307, 306, 301<br>Wis. 279. In Northern area<br>AES 101, Morden 77,<br>Wis. 240   |
|  | 80 to 83 day R.M.<br>Morden 77, Wis. 240<br>AES 101, Falconer<br>Nodakhybrids 208, 301, 306, 307                   |
|  | 75 to 80 day R.M.<br>AES 101, Wis. 240<br>Morden 77, Falconer,<br>Nodakhybrids 208, 301, 306                       |

Many commercial seedsmen's hybrids of comparable maturity are satisfactory. See hybrid corn field trials reports.

The moderate, even temperatures that occurred in 1956 were more effective than excessive highs and lows that occurred in 1957 and 1955. Warm and dry conditions after the killing frost in the fall promoted curing and drying, but did not add to the growth and yield.

Yields of open pedigree hybrids tested at the North Dakota Agricultural Experiment Station at Fargo in the last 3 years are reported in Table 1. Fargo is in Zone 2 of the maturity zone map, Fig. 1.

Late maturing 95 to 100-day relative maturity (RM) hybrids produced high

yields of silage and grain. However, the ear corn of these was immature, particularly in unfavorable seasons of 1950 and 1951. It contained too high a percentage of moisture, and ears were not suitable for safe storage.

Medium maturing hybrids, 83 to 94 day R.M., produced as high yield, were usually better matured and the moisture content in the ears was lower to permit safe storage or shelling in seasons with favorable growing conditions.

Very early maturing hybrids, 76 to 82 day R.M., although of lower yielding ca-

Table 1. YIELD OF SILAGE AND GRAIN AND OTHER AGRONOMIC CHARACTERS OF LEADING OPEN PEDIGREE HYBRIDS AT FARGO.<sup>1/</sup>

| Hybrid variety                  | N. D. rel. mat. R. M. | Moisture % <sup>2/</sup> | Silage tons/A. at 70% moisture |         |         | Grain bu./A. at 15% moisture |         |         | Comparative at Fargo 1957 <sup>3/</sup> |               |      |
|---------------------------------|-----------------------|--------------------------|--------------------------------|---------|---------|------------------------------|---------|---------|---|---------------|------|
|                                 |                       |                          | 2 yrs.                         |         | 3 yrs.  | 2 yrs.                       |         | 3 yrs.  | Lodge %                                 | Rating 1 to 5 | Ears |
|                                 |                       |                          | 1957                           | 1956-57 | 1955-57 | 1957                         | 1956-57 | 1955-57 |   | Plants        |      |
| <b>Early—75 to 82 day R.M.</b>  |                       |                          |                                |         |         |                              |         |         |   |               |      |
| Hybrid AES 101                  | 76                    | 18                       | 9.0                            | 9.4     | .....   | 65.6                         | 56.4    | 57.6    | 8                                       | 2             | 2-3  |
| Falconer O.P.                   | 80                    | 24                       | 7.8                            | 8.9     | 8.3     | 49.1                         | 51.7    | 50.7    | 45                                      | 4-5           | 2-3  |
| Hybrid UM 164                   | 80                    | .....                    | 7.8                            | .....   | .....   | 62.9                         | .....   | .....   | 12                                      | 3             | 3    |
| Northwestern O.P.               | 82                    | .....                    | 7.0                            | .....   | .....   | 45.0                         | .....   | .....   | 26                                      | 3             | 4    |
| Nodakhybrid 208                 | 81                    | 21                       | 8.2                            | 9.3     | 9.0     | 53.1                         | 61.3    | 59.0    | 35                                      | 4-5           | 4    |
| Morden 77                       | 82                    | 18                       | 8.9                            | 9.4     | .....   | 63.2                         | 60.2    | 60.2    | 19                                      | 3-4           | 2-4  |
| <b>Medium 83 to 94 day R.M.</b> |                       |                          |                                |         |         |                              |         |         |   |               |      |
| Nodakhybrid 301                 | 83                    | 21                       | 9.1                            | 9.9     | 9.9     | 65.7                         | 64.4    | 64.2    | 10                                      | 2             | 2-3  |
| Nodakhybrid 306                 | 83                    | 19                       | 9.4                            | 10.2    | 10.6    | 67.0                         | 64.3    | 64.3    | 15                                      | 2-3           | 2-4  |
| Nodakhybrid 305                 | 84                    | 25                       | 10.9                           | 11.1    | 10.4    | 60.3                         | 61.6    | 60.5    | 12                                      | 2-3           | 3-4  |
| Nodakhybrid 307                 | 84                    | 22                       | 10.6                           | 11.2    | .....   | 73.1                         | 70.4    | 68.3    | 8                                       | 1-2           | 1-2  |
| Hybrid AES 201                  | 84                    | 21                       | 9.0                            | .....   | .....   | 65.6                         | 60.8    | .....   | 11                                      | 1-2           | 2    |
| Hybrid AES 202                  | 84                    | .....                    | 9.7                            | .....   | .....   | 73.8                         | .....   | .....   | 18                                      | 2             | 1    |
| Hybrid AES 203                  | 84                    | .....                    | 10.6                           | .....   | .....   | 73.6                         | .....   | .....   | 21                                      | 2-1           | 2-1  |
| Minn. 13 (Honey) OP             | 85                    | 25                       | .....                          | .....   | .....   | 59.1                         | 56.7    | 56.5    | 35                                      | 2-3           | 3-4  |
| Rainbow (Mandan) OP             | 86                    | 28                       | 10.5                           | 10.9    | 10.8    | 57.7                         | 60.3    | 59.5    | 40                                      | 3-4           | 3-4  |
| Minhybrid 804                   | 86                    | 22                       | 10.1                           | .....   | .....   | 74.4                         | 71.3    | .....   | 20                                      | 1-2           | 2-3  |
| Wis. Hybrid 279                 | 85                    | 22                       | 8.6                            | .....   | .....   | 66.5                         | 62.2    | 61.6    | 18                                      | 1-2           | 2-3  |
| Sokota 220                      | 90                    | 22                       | 10.3                           | 10.6    | 10.5    | 73.0                         | 68.3    | 66.0    | 11                                      | 1             | 2-3  |
| Nodakhybrid 403                 | 88                    | 25                       | 10.7                           | 11.2    | .....   | 66.6                         | 65.5    | .....   | 30                                      | 1-2           | 1-3  |
| Northern King                   | 88                    | 25                       | 9.1                            | 10.4    | 10.7    | 60.0                         | 59.2    | .....   | 29                                      | 2-3           | 3-2  |
| Nodakhybrid 502                 | 94                    | 25                       | 11.4                           | 11.6    | .....   | 70.3                         | 69.8    | 68.9    | 10                                      | 1-2           | 2-3  |
| <b>Late 95-105 day R.M.</b>     |                       |                          |                                |         |         |                              |         |         |   |               |      |
| Wis. Hybrid 313                 | 95                    | 33                       | 10.1                           | 10.7    | .....   | 69.0                         | 65.7    | .....   | 8                                       | 1-2           | 2    |
| Wis. Hybrid 355                 | 95                    | 30                       | 10.3                           | .....   | .....   | 69.0                         | 64.7    | 63.3    | 8                                       | 1-2           | 3-2  |
| Wis. Hybrid 341                 | 95                    | 30                       | 10.2                           | 10.8    | 10.7    | 62.7                         | 63.2    | 62.1    | 6                                       | 1-2           | 3-2  |
| Synthetic 95                    | 95                    | .....                    | 9.3                            | .....   | .....   | 66.4                         | .....   | .....   | 16                                      | 2-3           | 2-3  |
| Minhybrid 608                   | 100                   | 28                       | 11.1                           | 11.9    | 12.1    | 71.0                         | 68.0    | 66.9    | 3                                       | 1             | 1-2  |
| Sokota 250                      | 100                   | 31                       | 11.1                           | 11.8    | 12.0    | 71.4                         | 66.0    | 65.8    | 4                                       | 1             | 1    |
| Michigan MS 250                 | 100                   | 35                       | 10.6                           | .....   | .....   | 62.6                         | 60.4    | .....   | 5                                       | 1             | 2-3  |
| Wis. Hybrid 525                 | 105                   | .....                    | 10.3                           | .....   | .....   | 70.1                         | .....   | .....   | 4                                       | 1             | 2-3  |
| Wis. Hybrid 464A                | 105                   | 35                       | .....                          | .....   | .....   | 64.6                         | 59.7    | 59.9    | 7                                       | 1             | 3-2  |
| L.S.D.                          |                       |                          | 1.32                           | 1.05    | 0.82    | 7.2                          | 5.4     | 4.3     |   |               |      |

<sup>1/</sup>Results of earlier trials were reported in Bimonthly Bul. No. 5, Vol. 18, 1956. <sup>2/</sup>1956-57 average moisture in ears at harvest. Tight husked varieties like Falconer, Rainbow and some hybrids were physiologically earlier maturing than the moisture percent indicated.

<sup>3/</sup>Appearance rating: 1—very good; 2—good; 3—fair; 4—poor; 5—very poor.

capacity, were well matured. These early maturing hybrids have been used satisfactorily when corn was planted late. The yields of early maturing hybrids was increased in thicker plantings.

### Yield at Different Stages of Growth

Comparative proportion of dry matter yield produced at different stages of growth cycle, as presented by Hopper<sup>1/</sup>, is given in Fig. 2. At the glazing stage the yield of dry matter of fodder and stover was highest, and the average amount of dry matter for all varieties in fodder, ears and stover was about 33, 51 and 24 percent, respectively.

|                               |                              |
|-------------------------------|------------------------------|
| Silking to milk stage.....    | 16 days                      |
| Milk to dough stage.....      | 13 days                      |
| Dough to glazing stage .....  | 12 days                      |
| Silking to glazing—total..... | 41 days                      |
|                               | average                      |
| Glazing to ripe .....         | 7 days                       |
|                               | (about 42% moisture in ears) |

The growing days required between different stages of corn growth vary, due to environmental conditions, dates of planting, temperature, rainfall and inherent characteristics — earliness, lateness and type of variety. The greatest difference between early and late maturing varieties of corn was from the planting (or emergence) to the silking or tasseling. With present hybrids this period, from emergence to silking, varied from 50 days for early maturing to 74 days for very late maturing varieties.

The days interval between the silking and glazing (physiologic maturity) stages was also influenced by the environmental conditions and inherent character of the varieties but to a lesser degree. It ranged from 38 to 50 days. The (average) days interval between different stages of growth with hybrids tested at Fargo in recent years was:

|  |               |
|--|---------------|
| Planting to emergence (normal seasons) ..... | 7 to 10 days  |
| Emergence to silking stage .....             | 50 to 74 days |
| Silking to glazing stage .....               | 36 to 50 days |
| Glazing to ripe (normal season) .....        | 7 to 10 days  |

The days interval between different stages was influenced by the environmental conditions. Warm temperatures during any of the stages of development usually telescoped or shortened the differences while cool temperatures pro-

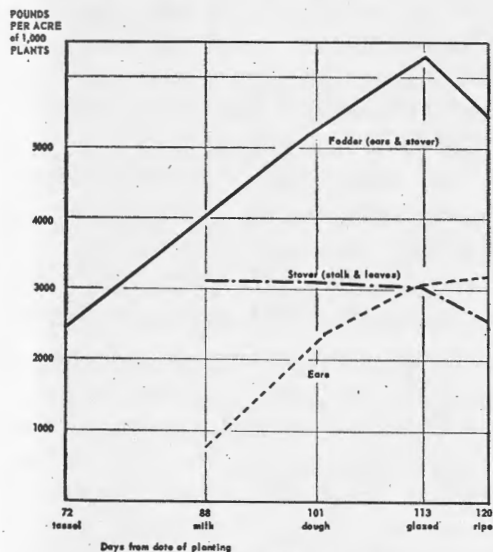


Fig. 2. Yield of Dry Matter.

Loss of leaves and tops after the glazing stage accounted for the lower yield of dry matter in fodder and stover, while the slight increase in ear yield was due to filling of kernels on the ears. Hopper characterized glazing stage as when the kernels were fully glazed on 90 percent of the ears and indentation on dent varieties became pronounced.

Days between silking and other sub-stages of growth as reported by Hopper on the average were:

longed or increased the number of days needed. At the close of the growing season, in the fall, a sudden and prolonged drop in temperatures to lower than 50 degrees has occurred frequently. Under these temperatures, days required from tasseling to glazing or ripe stage were increased.

Some difference was also observed due to the inherent characteristics of varieties. Deepkerneled and usually late maturing varieties required a longer period from silking to glazing stage than the shallowkerneled and usually early maturing varieties or hybrids.

#### Plant Early Maturing Hybrids at Thicker Rate

Thicker plantings have not always produced higher yields. The results given in Table 2 show that increased yields from thicker plantings (16,000 plants per acre) were obtained when the moisture and other growing conditions were adequate to support the thicker stand.

At Fargo the **very poor moisture condition of August and September** in 1955 was enough to maintain normal plant development of a 16,000 plant population in the very early maturing AES 101 but not the later maturing Nodakhybrid 301 or Wis. Hybrid 355, where the yields were 11 percent lower in the 16,000 plant population.

The **fair to poor moisture condition** in the fall of 1956 was enough to support 16,000 plant populations of up to 94-day R. M. Nodakhybrid 502 but the later maturing hybrid, Wis. 355, was damaged, and lower yield resulted in the higher plant population. In the **very good August and September moisture condition** of 1957, the 16,000 plant population in all maturity levels produced higher yields.

The early maturing hybrids are smaller, have lower yield capacity per plant, and normally require less moisture and plant food per plant than the later maturing larger kinds. Increasing plant population in early maturing hybrids

Table 2. EFFECT OF FALL MOISTURE CONDITION ON THE YIELD OF EARLY AND LATE MATURING CORN AT NORMAL RATE (12,000 PLANTS) AND THICKER RATE (16,000 PLANTS) OF PLANTING AT FARGO STATION.

| Hybrid   | R.M.<br>da. | Fall moisture condition |        |                |        |                  |        |
|--|-------------|-------------------------|--------|----------------|--------|------------------|--------|
|  |             | 1955                    |        | 1956           |        | 1957             |        |
|  |             | Very poor               |        | Fair to poor   |        | Very good        |        |
|  |             | 12000                   | 16000  | 12000          | 16000  | 12000            | 16000  |
| Hybrid AES 101 .....   | 75          | 62.7                    | 68.9   | 58.7           | 71.5   | 63.5             | 78.8   |
| % yield increase .....   |             |                         | +9.8%  |                | +21.8% |                  | +24.1% |
| 16M/12M  |             |                         |        |                |        |                  |        |
| Nodakhybrid 301 .....  | 83          | 65.7                    | 58.4   | 72.1           | 81.2   | 70.1             | 86.6   |
|  |             |                         | -11.1% |                | +12.6% |                  | +23.5% |
| Nodakhybrid 306 .....  | 83          |                         |        |                |        | 66.1             | 79.5   |
|  |             |                         |        |                |        |                  | +20.3% |
| Nodakhybrid 307 .....  | 84          |                         |        |                |        | 72.8             | 90.2   |
|  |             |                         |        |                |        |                  | +23.9% |
| Nodakhybrid 502 .....  | 94          |                         |        | 70.4           | 79.5   | 73.1             | 93.5   |
|  |             |                         |        |                | +12.9% |                  | +27.9% |
| Wis. Hybrid 355 .....  | 95          | 52.7                    | 46.7   | 64.5           | 61.6   |                  |        |
|  |             |                         | -11.4% |                | -4.5%  |                  |        |
| First fall frost   |             | Sept. 10 and 23         |        | Sept. 6 and 14 |        | Sept. 16 and 22. |        |
| Departure from normal<br>of August and Sept.<br>rainfall ..... |             | -2.07                   |        | -1.87          |        | +3.36            |        |

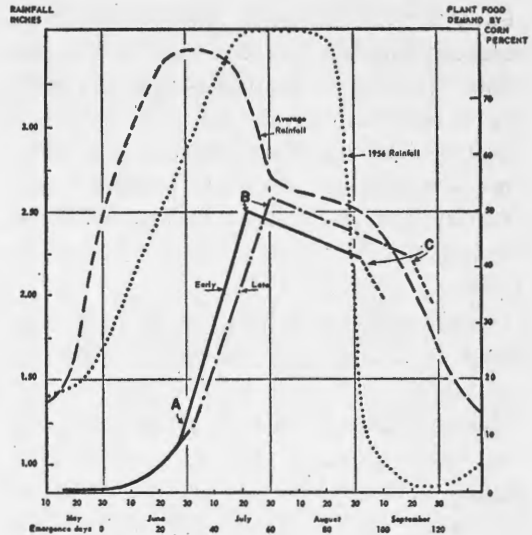
from 12,000 to 16,000 (about 4 plants of early maturing to 3 plants of later maturing in a 40-inch row) is likely to produce consistently higher yields and yet assure a good maturity. The yield depends on the size and number of ears produced.

Conlon and Douglas at the Dickinson Experiment Station concluded that the higher yield of silage was produced in 6 to 12-inch spacing, and the best grain yields in 12 to 18-inch spacing in 42-inch rows. The trend favored 12 to 18-inch spacing for all-round purposes. (Bi-monthly Bulletin, No. 4, Vol. 19, 1957).

Early maturing corn can be harvested earlier, which permits fall plowing and preparation of land for the following season, particularly in the heavy clay soils of eastern North Dakota.

In testing the effect of row width on the yield of corn in 1955 and 1956 in Fargo, when the number of plants per acre or an area were held the same, difference in yield was not significant when the rows were 36, 40 or 48 inches apart. However, when the rows were 60 inches apart, the yield was reduced about 10 percent. To have the same number of plants per acre, the stand was too thick in 60-inch rows; the ears were small and many plants were barren.

The effect of moisture on the growth and yield of early and late maturing corn is shown in Fig. 3. The growing corn plant needed and used a large amount of moisture and plant food during the rapid elongation stage, beginning before the silking stage "A", reached the peak at the silking stage "B" and extended through the ear development and kernel filling to the glazing stage "C". (Pattern of plant food demand through the cour-



**Pattern of Plant Food Demand of Early and Late Maturing Hybrids and Rainfall—30-year Average in East Central Crop Reporting District and 1956 Rainfall at Fargo.**

tesy of G. E. Smith, Corneli Seed Company).

The amount of available moisture depended upon the rainfall plus subsoil moisture. The long time mean precipitation for the East Central Crop Reporting District (2) and the rainfall for 1956 season at Fargo (3) are plotted in the chart, Fig. 3. The high demand for moisture of the early maturing hybrid ("A" to "C") was within the favorable moisture supply in the average and 1956 seasonal rainfall. However, the average and 1956 seasonal rainfall curve cuts across the ear development and kernel filling line "B" to "C" of the late maturing hybrid.

Increasing the plant population from 12,000 to 16,000 plants per acre also created a proportionately higher need for moisture. The larger plants of the late maturing hybrids, especially in the thick planting (16,000 plants per acre) apparently absorbed normally available soil moisture and reached the critical moisture need, which brought about lower

yields in the deficient August and September rainfall seasons of 1955 and 1956. Very early maturing hybrids, however, had completed the ear development and kernel filling before the moisture conditions became critical and, thereby, the yields were increased in the thicker planting rates as is shown in Table 2.

Abnormally high rainfall in 1957 was more than adequate for high moisture need and resulted in higher yield in the thicker planting rates for all hybrids. As the 3-year average yield of medium maturing Nodakhybrid 301 exceeded that of very early maturing AES 101, it may suggest that Nodakhybrid 301 is early enough to be included in the thicker planting rates in normal rainfall seasons at Fargo.

Other environmental conditions, such as early fall frost, hail, windstorm, dis-

eases, abnormally cool temperatures in September or lack of adequate soil fertility, may also affect the normal processes of ear development and result in lower grain yields.

As the normal rainfall in August and September is light in the central and western areas of North Dakota it is assumed that the available moisture is frequently the main cause of low corn grain yields in those areas. Second in importance, perhaps, is the early fall frost and cool fall temperatures that end the growing season before the normal ear development and kernel filling are completed.

Late maturing corn, although potentially higher yielding, is more frequently subjected to late season drouth, frost and cool weather hazards than the early maturing varieties and, therefore, are not likely to produce yields to their maximum capacity.

<sup>1</sup>/Hopper, T. H. Composition and Maturity of Corn. N. Dak. Agr. Exp. Sta. Bull. 192, 1925.

(2) 1921 to 1950 mean precipitation in East Central Crop Reporting District, N. Dak. Weekly Weather and Crop Report. Oct. 9, 1956.

(3) USDC Weather Bureau.

