CRAFTING COMMUNITY THROUGH ARCHITECTURE

A good community space is one that allows people to build. What are the common elements of a good community space and how can they be applied to and represented through architecture? This project applies the study of community-oriented design to the typology of a makerspace, which is a building that provides paying members with access to high quality machinery and tools for making and learning together within a versatile workspace.

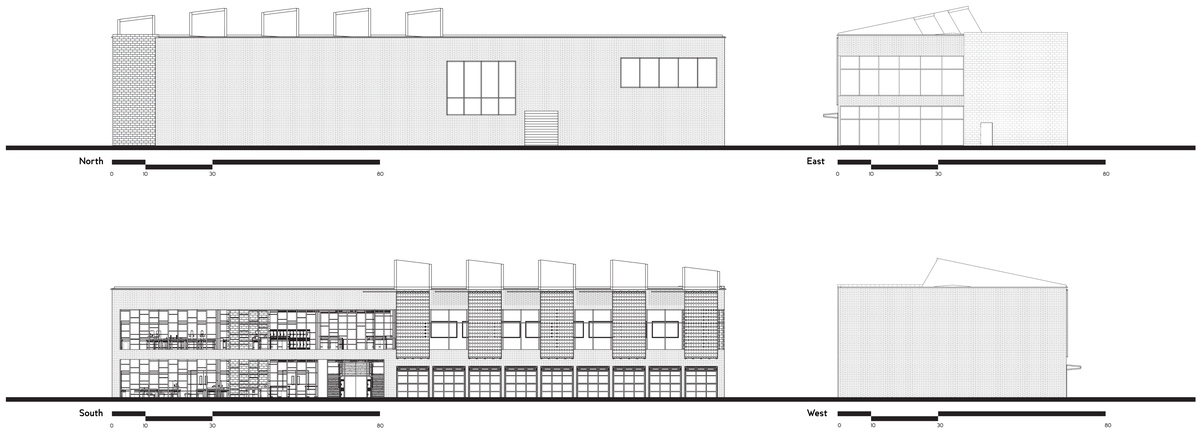

Qualities of Community Design

One aspect of a strong community environment is the presence of one or more central nodes. In this case, the entry and main staircase circulation are joined to define the center of the building. All other spaces can be described in relation to this point of the building.

The gallery space extends an invitation to pedestrians outside. The periodic transparency of the shelving system defines the interior area while still allowing for views, light, and sound to pass through the space.

On the second floor, the central node is occupied by a multi-purpose environment. General projects are assembled here, but this space is also used as an educational environment for both new and old patrons.

The definition of private and public space is essential to the success of a community building. Here, private booths can be rented to provide a personal working space for a longer period of time. Views and natural lighting are preserved with windows and north-facing sawtooth skylights.

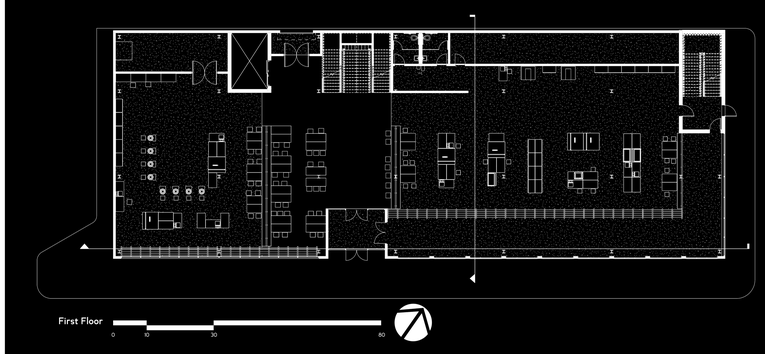

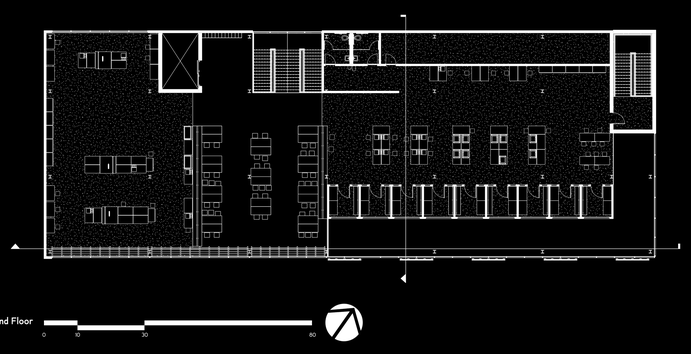

Environmental comfort is important to maintain in a community space. Here, indirect lighting creates a more comfortable working environment. Spans of glass on the north face of the woodworking area allow for natural indirect lighting and views to the city.

Matt Theisen // Thesis Advisor: Malini Srivastava // Spring 2018