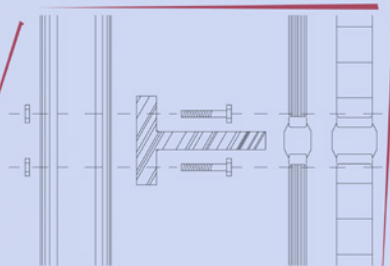
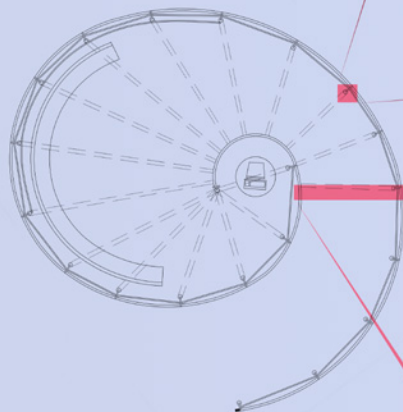
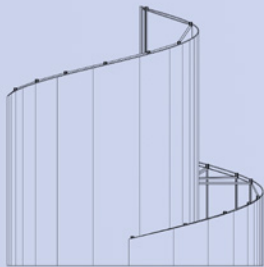
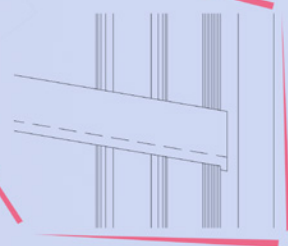


IMPORTANT DETAILS

THIS BUS STOP IS DESIGNED AROUND SIMPLICITY. THE TWO MAIN DETAILS ARE THE CONNECTION OF THE GLASS AND STEEL WALLS TO THE COLUMN AND THE GUTTER AT THE START OF THE CURVED ROOF. THE BUTTER SYSTEM DRAINS WATER DOWN BETWEEN THE GLASS AND PERFORATED STEEL WALL NEAR AWAY FROM THE ENTRANCE



DUAL WALL DETAIL



GUTTER DETAIL