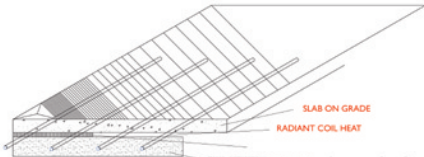


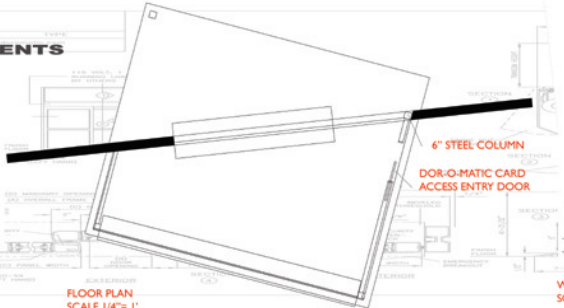
DETAILS ENHANCE THE ELEMENTS



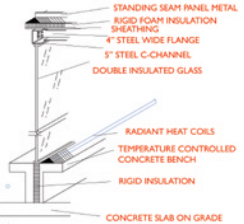
ALL DIMENSIONS AND FINISHES

GENERAL FINISHES	DOOR FINISHES	WINDOW FINISHES	PAINT FINISHES
ITEM NO.	DESCRIPTION	ITEM NO.	DESCRIPTION
1	CONCRETE	1	ALUMINUM
2	WOOD	2	WOOD
3	GLASS	3	GLASS
4	STEEL	4	STEEL
5	INSULATION	5	INSULATION
6	ROOFING	6	ROOFING
7	MECHANICAL	7	MECHANICAL
8	ELECTRICAL	8	ELECTRICAL
9	PLUMBING	9	PLUMBING
10	FINISHES	10	FINISHES

**CONCRETE SLAB DETAIL
 SCALE 1" = 1'**



**FLOOR PLAN
 SCALE 1/4" = 1'**



**WINDOW DETAIL
 SCALE 1" = 1'**