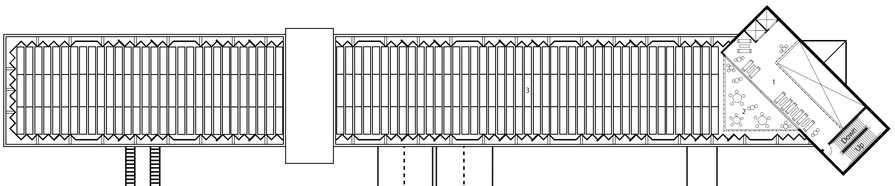

Bridge Spatial Arrangement 4
1. Study Space
2. Rooftop Study Space
3. PV Panels

Bridge Spatial Arrangement 4

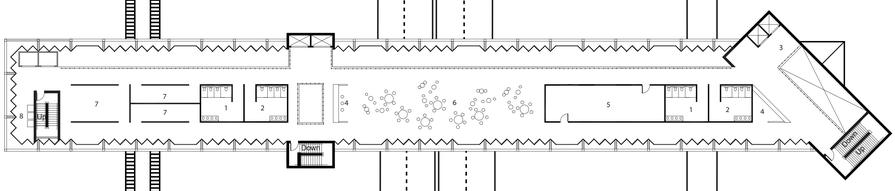

Bridge Spatial Arrangement 3
1. Men's Bathroom
2. Women's Bathroom
3. Atrium
4. Dining Center Check In
5. Kitchen
6. Dining Area
7. Gallery
8. Refreshment Machine Location

Bridge Spatial Arrangement 3

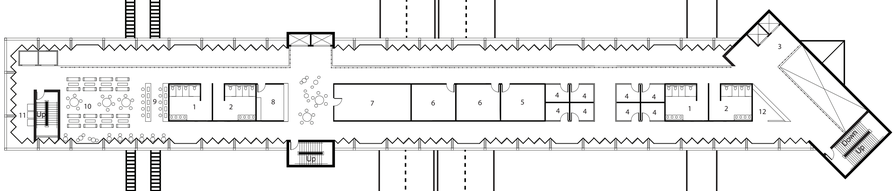

Bridge Spatial Arrangement 2
1. Men's Bathroom
2. Women's Bathroom
3. Atrium
4. Office
5. Conference Room
6. Private Study Space
7. Information Office
8. Coffee Shop and Seating
9. Computer Area
10. Study Space
11. Refreshment Machine Location
12. Bison Connection

Bridge Floorplan 2

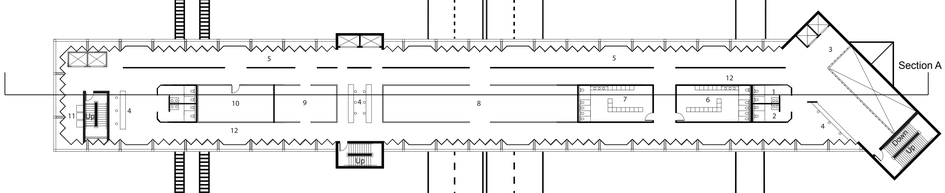

Bridge Spatial Arrangement 1
1. Men's Bathroom
2. Woman's Bathroom
3. Atrium
4. Wellness Center Checkin
5. Passing Through Corridor
6. Women's Locker Room
7. Men's Locker Room
8. Cardio Room
9. Weight Room
10. Fitness Class Room
11. Refreshment Machine Location
12. Half Track

Bridge Spatial Arrangement 1

Ground Level Spatial Arrangement 1

Existing Building
1. Men's Bathroom
2. Women's Bathroom
3. Atrium
4. Event Space
5. Stage
6. Lights and Audio Control Room
7. Back Entry

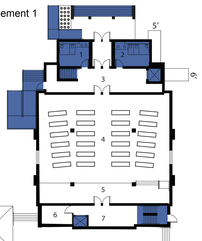

Right Operation

Bus Stop

Addition Building
1. Atrium
2. Entry
3. Circulation Core

Railroad Tracks

Addition Building
1. Men's Bathroom
2. Women's Bathroom
3. Atrium
4. Entry
5. Circulation Core

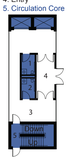

Main Avenue

Alley

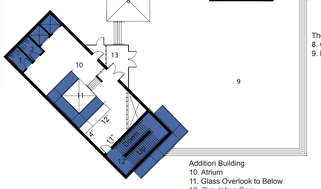

The Student Union Square
8. Glass Overlook to Connecting Tunnel
9. Large Outdoor Gather Place

Addition Building
10. Atrium
11. Glass Overlook to Below
12. Circulation Core
13. Entry

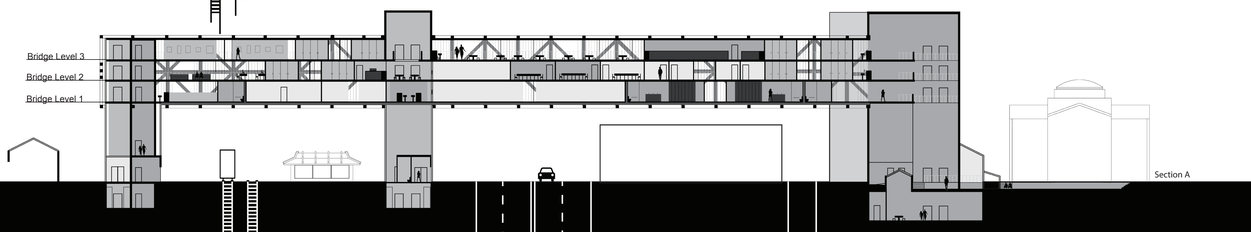

Existing Building
1. Men's Bathroom
2. Women's Bathroom
3. Mechanical Space
4. Recreation Space
5. Coffee Shop
6. Men's Changing Room
7. Women's Changing

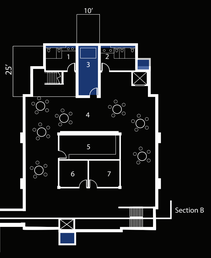

Addition Building
1. Mechanical Space

Addition Building
1. Mechanical Space

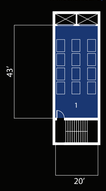

Addition Building
1. Men's Bathroom
2. Women's Bathroom
3. Mechanical Space
4. Recreation Space
5. Connecting Tunnel
6. Hydraulic Elevators

Right Appearance